

Lasting Connections

FinishOne Passivator 630

An acid-free passivator!

Avesta FinishOne Passivator 630 passivate without nitric or citric acid. It helps to remove free iron from the surface and regenerate the protective layer in the stainless steel by speeding up the passivation process.

Standard applications

Avesta FinishOne Passivator 630 is intended for a wide range of industrial passivating applications. It offers a good general passivating result on stainless steel surfaces.

Features

- Restores the passivation layer on stainless steel surfaces that have been damaged during fabrication such as grinding, brushing, blasting etc or usage.
- Improves the result after pickling by speeding up the passivation process.
- Diminishes the risk of discoloured surfaces caused by flash clouds or free iron (smut) when used wet-on-wet.
- Reduces the formation of toxic nitric fumes during rinsing after pickling.
- Prevents water staining caused by poor rinse water.
- Creates no hazardous waste and contains no nitric acid.
- Is easy to handle and classified as non-dangerous goods.

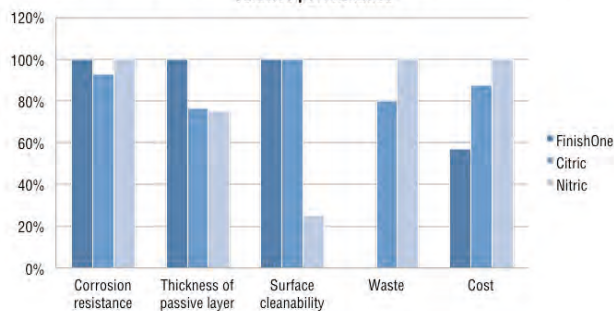
Surface restoration

Avesta Cleaner 401 can be used together with Avesta FinishOne Passivator 630, which helps regenerate the protective layer in the stainless steel by speeding up the thickness of the passive layer.

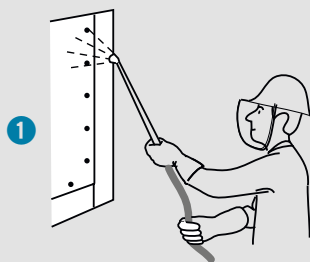


Avesta FinishOne Passivator 630 helps speeding up the thickness of the passive layer.

Comparing study between FinishOne, nitric acid and citric acid – relative performance

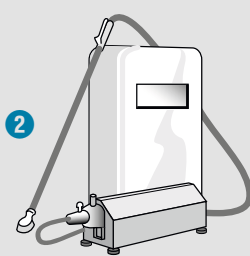


Instructions for use



1.1 To avoid smut formation after spray pickling, the passivator shall be applied before rinsing while the surface is still wet, "wet on wet". Leave the fluid to react 30 seconds.

1.2 To passivate after mechanical treatment, first pre-clean the surface using Avesta Cleaner 401, rinse with water, then apply the passivator



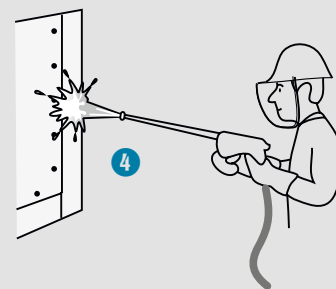
1.3 To use for reduction of nitric fumes, when pickling, spray it on as a mist over the surface "wet on wet".

2. Apply the Passivator with a spray pump, e.g. Avesta Membrane Pump SP-25.



3. Working time. See 1.

4. Rinse thoroughly with water. There is no need to treat the waste water which is neutral and acid-free. If a complete residue free surface is needed make a final rinse with deionized water.



Packaging

Avesta FinishOne Passivator 630 is supplied in 25 kg and 1000 kg IBC polyethylene containers.

Storage

Avesta FinishOne Passivator 630 should be stored indoors at room temperature. Containers must be kept properly closed, in an upright position and inaccessible to unauthorized persons.

Keep the lid on at all times when not in use. Metals, alkaline, organic materials, heat and UV radiation will degrade the product. Store in a clean, cool and UV protected environment. Avoid contact with textiles.

Worker safety

Protective clothing. In general, users should wear acid-resistant overalls, gloves and rubber boots. Face visor should be used and, if necessary, suitable respiratory protective devices.

Special conditions may apply from one country to another. Consult our website where updated Safety Data Sheets can be found.

Waste treatment

Empty containers (HDPE) must be cleaned and can then be recycled according to local regulations.

Other information

For more information, please visit our website: www.avestafinishing.com, where you can find Safety Data Sheets and other useful information.



Information given in this brochure may be subject to alteration without notice. Care has been taken to ensure that the contents of this publication are accurate, but voestalpine Böhler Welding Nordic AB and its subsidiary companies do not accept responsibility for errors or for information which is found to be misleading. Suggestions for or descriptions of the end use or application of products or methods of working are for information only and the company and its subsidiaries accept no liability in respect thereof. Before using products supplied or manufactured by the company the customer should satisfy himself of their suitability.

voestalpine Böhler Welding Nordic AB

Lodgatan 14, SE-211 24 Malmö, Sweden

Tel: +46 (0)40 28 83 00

www.voestalpine.com/welding

voestalpine

ONE STEP AHEAD.